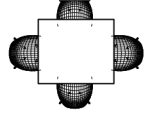


# THE PATERSON 270

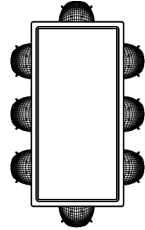
## ALFRESCO

3.5m x 4.67m




## DINING AREA

5.00m x 4.50m



## KITCHEN

2.70m x 4.211m



## PTRY

3.10m x 1.80m

STORE

## LDRY

3.70m x 1.80m

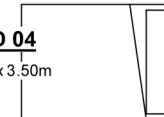
## BED 05

3.70m x 3.80m



## BED 04

3.00m x 3.50m



ROBE

ROBE

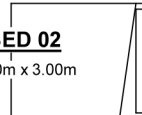
## BED 03

3.00m x 3.50m



## BED 02

3.80m x 3.00m



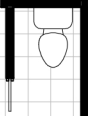
ROBE

## STUDY

1.60m x 1.60m

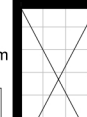
## BATH

3.80m x 2.80m



## FOYER

2.20m x 1.60m



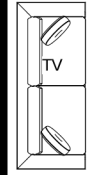
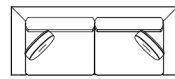
## MEDIA ROOM

3.70m x 4.20m



## LIVING AREA

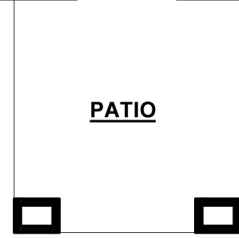
6.10m x 4.50m



## GARAGE

5.80m x 6.10m

## PATIO



## AREAS

|              |                          |
|--------------|--------------------------|
| LIVING       | =205m <sup>2</sup>       |
| ALFRESCO     | =16m <sup>2</sup>        |
| PATIO        | =9m <sup>2</sup>         |
| GARAGE       | =40m <sup>2</sup>        |
| <b>TOTAL</b> | <b>=270m<sup>2</sup></b> |

LENGHT : 26.32m  
WIDTH : 15.57m



**Copyright:**  
This drawing remains the property of Hunter Designer Homes. It may only be used for the purpose for which is was commissioned and in accordance with the terms of engagement for the commission. Unauthorised use of the drawing is prohibited

If any discrepancies are found in the drawing, please contact Hunter Designer Homes for clarification, before proceeding.